

Directional Valves

Service Parts Information

Spring Offset Directional Valves



DG4S2(L)-012A-(***AC**)-50

DG4S4(L)-01*A-(***AC**)-50

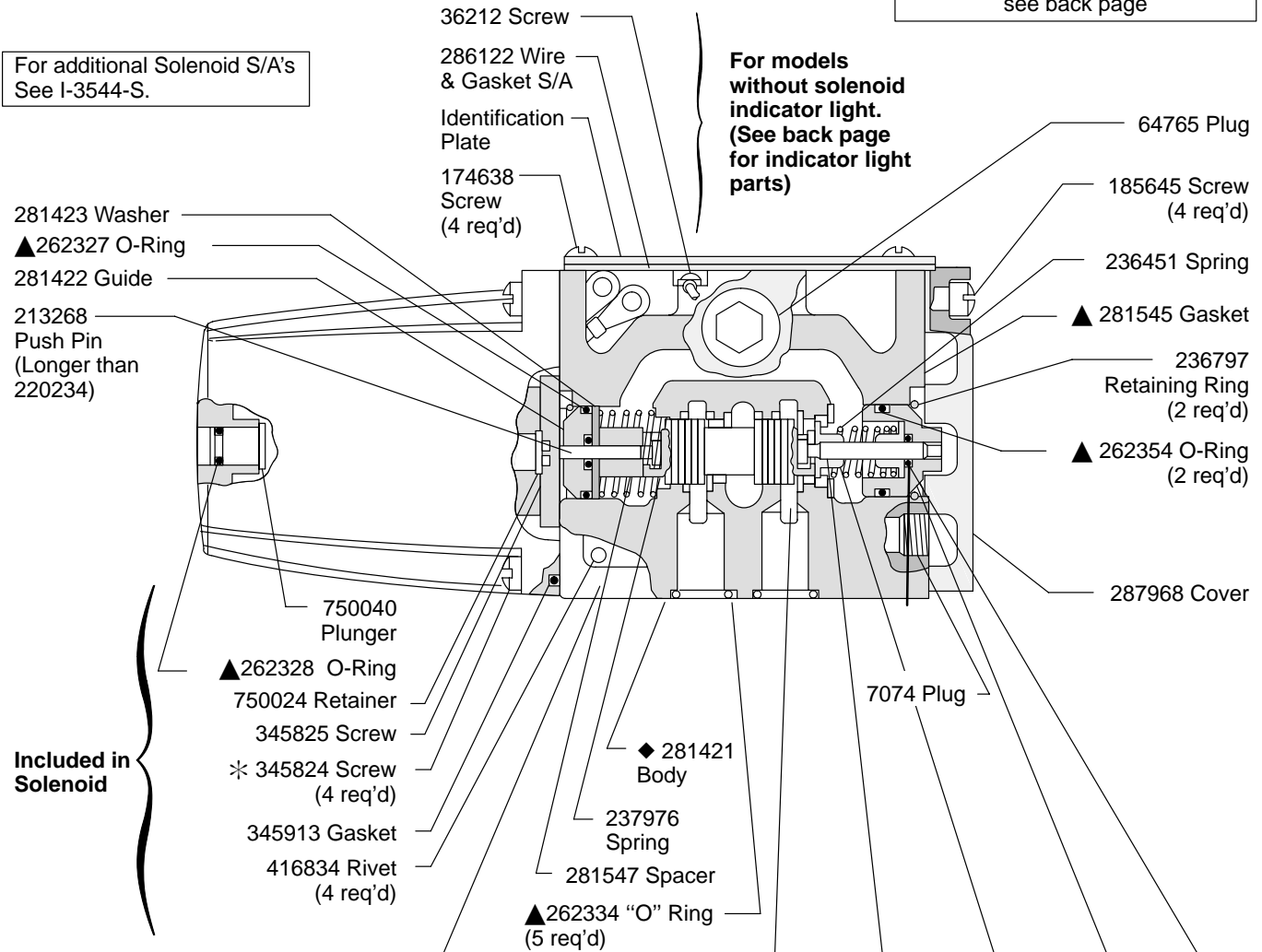
Voltage	Solenoid S/A			
	S/A Complete		Coil	
	STD	F3	STD	F3
115AC60	281291	317767	316011	317768
230AC60	281292	317769	298721	317770
460AC60	281293	317771	298722	317772

Right hand assembly shown. In left hand assembly all parts of valve except body are reversed.
Example of L.H. model:
DG4S4(L)-012A-50-LH

NOTE
For 50/60 cycle solenoids see back page

For additional Solenoid S/A's See I-3544-S.

For models without solenoid indicator light. (See back page for indicator light parts)



Included in Solenoid

Model	Diagram Plate	
	RH	LH
DG4S2(L)-	290347	577488
DG4S4(L)-	290348	577490

Model	Spool	Push Pin	Limiter (2 req'd)	Guide	"O" Ring
DG4S2(L)-012A-(*)-50	220344	—	—	281424	—
DG4S4(L)-010A-(*)-50	213230	—	—	—	—
DG4S4(L)-012A-(*)-50	213231	220234	294226	284931	262327▲
DG4S4(L)-016A-(*)-50	213232	—	—	—	—

▲ Service all units with F3 Seal Kit 919214

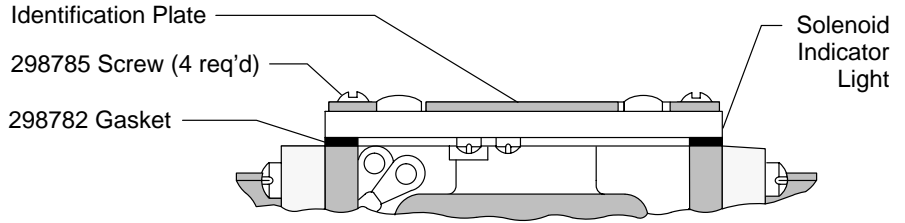
◆ Not available for sale

* Torque to 30-35 lb. in.

Solenoid Indicator Light Kits (Includes all parts identified)	
Voltage Range	Kit
100 thru 125	941615

Note
Refer to parts drawing I-3487-S for models with plug-in feature.

For models with solenoid indicator light



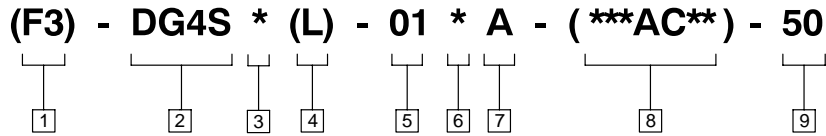
50/60 Hertz Solenoids		
Model	Solenoid S/A	Coil
DG*S4-***-115AC-50/60-50	751137	751057
F3-DG*S4-***-115AC-50/60-50	751407	751406

Lead Wire Identification
Red Lead - Common
Yellow Lead - 60 Hz.
Blue Lead - 50 Hz.

CAUTION

For 50 cycle operation use red and blue leads
For 60 cycle operation use red and yellow leads.
Do not use blue and yellow leads together.

Model Code



- | | | |
|--|---|--|
| <p>1 Seal Material</p> <p>F3 - Seals for mineral oil and fire resistant fluids (Viton seals)</p> | <p>4 Indicator Light</p> <p>L - Solenoid
Omitted - None</p> | <p>8 Solenoid Voltage and Frequency</p> <p>Omitted - 115VAC60 standard</p> |
| <p>2 Model Series</p> <p>DG4S - Directional valves, subplate or manifold mounted, solenoid operated, sliding spool</p> | <p>5 Series</p> <p>6 Spool Type</p> <p>7 Spring Offset</p> | <p>9 Design</p> |
| <p>3 Flow Directions</p> <p>2 - 2 way
4 - 4 way</p> | | |

For satisfactory service life of these components, use full flow filtration to provide fluid which meets ISO cleanliness code 20/18/15 or cleaner. Selections from Eaton OFP, OFR and OFRS filter series are recommended.

Printed in U.S.A.