

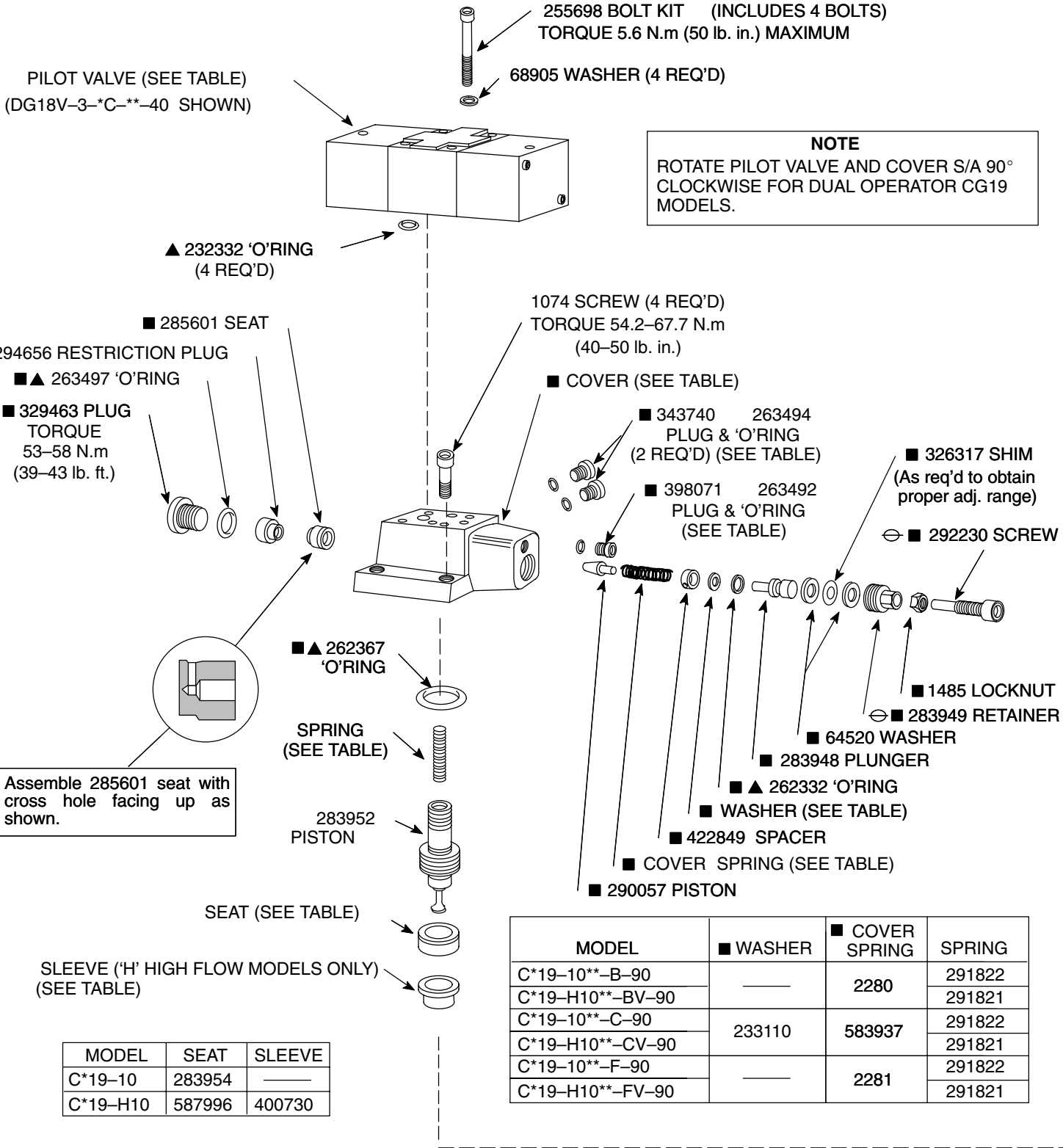


Air Controlled Relief Valve

(F3)-CG19-(H)10**(P)-*(V)-(***)-90

(F3)-CS19-(H)10**(P)-*(V)-(***)-90

(F3)-CT19-10**(P)-*(***)-90



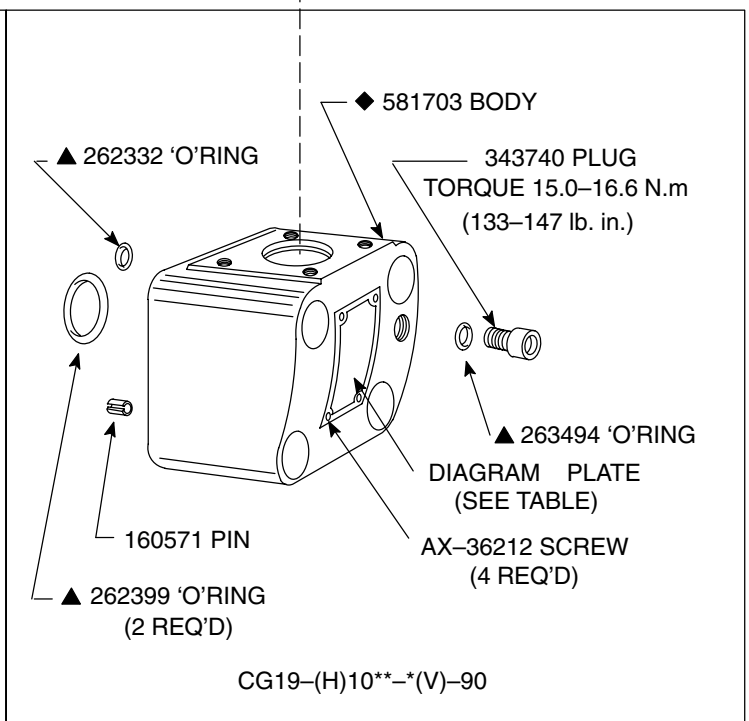
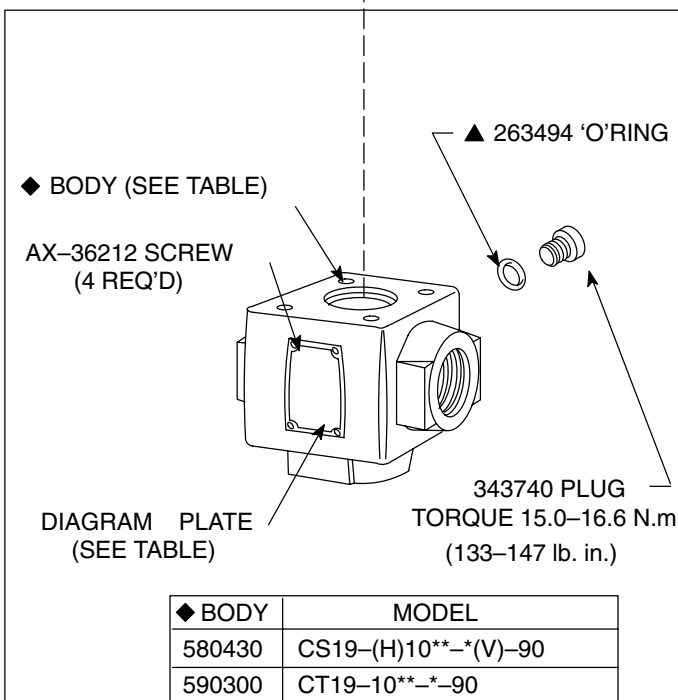
MODEL	DIAGRAM PLATE	PILOT VALVE	PILOT VALVE PARTS DRWG.
C*19-(H)100A(P)-*(V)-90	422864	DG18V-3-0BL-**40	I-3616-S
C*19-(H)101A(P)-*(V)-90	422865	DG18V-3-2AL-**40	
C*19-(H)102A(P)-*(V)-90	423814	DG18V-3-2BL-**40	
C*19-(H)100C-*(V)-90	422862	DG18V-3-0C-**40	
C*19-(H)102C-*(V)-90	422863	DG18V-3-2C-**40	
C*19-(H)100F(P)-*(V)-90	—	DG18V-3-0FL-**40	

MODEL	■ COVER S/A
C*19-(H)100A/F-B(V)-90	942456
C*19-(H)100A/F-C(V)-90	942457
C*19-(H)100A/F-F(V)-90	942458
C*19-(H)101A-B(V)-90	942459
C*19-(H)102A-B(V)-90	
C*19-(H)10*C-B(V)-90	
C*19-(H)101A-C(V)-90	942460
C*19-(H)102A-C(V)-90	
C*19-(H)10*C-C(V)-90	
C*19-(H)101A-F(V)-90	942461
C*19-(H)102A-F(V)-90	
C*19-(H)10*C-F(V)-90	

MODEL	■ COVER	■ PLUG/O'RING (2 REQ'D)	■ PLUG/O'RING
C*19-(H)100A-90	422852	—	—
C*19-(H)101A-90	424204	343740/▲ 263494	398071/▲ 263492
C*19-(H)102A-90			
C*19-(H)10*C-90			

NOTE
PARTS PREFIXED WITH A SYMBOL ARE AVAILABLE ONLY IN KITS.

- INCLUDED IN COVER S/A
- ▲ INCLUDED IN F3 SEAL KIT 920346 (INCLUDES PILOT VALVE SEALS)
- ⊖ LUBRICATE WITH OIL BEFORE ASSEMBLY
- ◆ NOT AVAILABLE FOR SALE

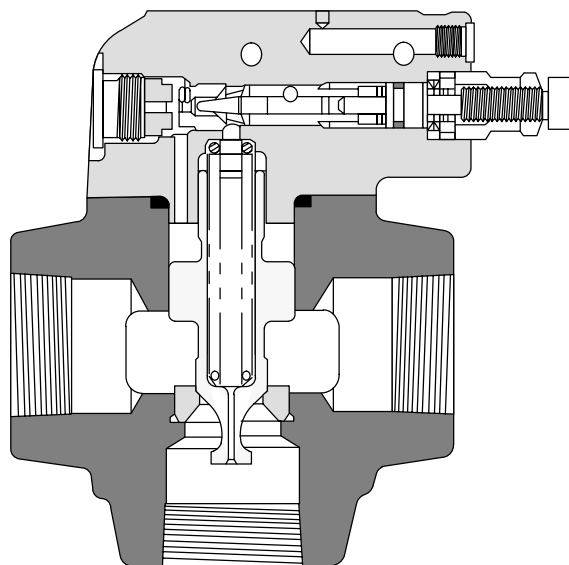


Model Code

(F3) – C * 19 – (H) 10 * * (P) – * (V) – (*) – 90**

1 2 3 4 5 6 7 8 9 10 11 12 13

1	Seals for Mineral Oil & Fire Resistant Fluids (Omit if not Required)	8	Pilot Valve Function A – Spring Offset (Single Operator) B – Spring Centered (Operator 'A' Removed) C – Spring Centered (Dual Operator) F – Spring Offset (Pressurize to Center)
2	Relief Valve	9	Manual Operator Option in End Cap for Single Operator Models Only (Omit if not Required)
3	Connections G – Subplate Mounting S – Straight Threads T – NPTF Threads	10	Pressure Range B – 125–1000 psi C – 500–2000 psi F – 1500–3000 psi
4	Air Controlled, Pilot Operated	11	High Vent (Omit if not Required)
5	High Flow CG & CS Models Only (Omit if not Required)	12	Pilot Valve Port Orifices (Omit if not Required)
6	Valve Size 1-1/4 inch	13	Design
7	Pilot Valve Spool Type		



RELIEF VALVE SECTIONAL VIEW WITHOUT PILOT VALVE

For satisfactory service life of these components in industrial applications, use full flow filtration to provide fluid which meets ISO cleanliness code 18/15 or cleaner. Selections from Eaton OFP, OFR and OFRS filter series are recommended.