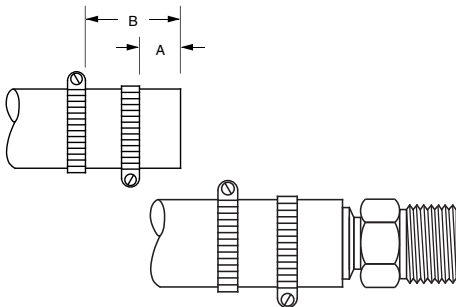


†To determine the correct length of hose, subtract the cut-off factor for each end fitting from the overall length of assembly.

Hose End 039 'K' Series



Hose Size	Clamp Part No.	A	B	T Minimum
-12	6203-012	5/8	1-1/4	25 in./lbs.
-16	6203-016	5/8	1-1/4	25 in./lbs.
-20	6203-024	5/8	1-1/4	25 in./lbs.

⚠ Refer to important safety information on page 3 of this catalog.

Typical Application: Suction and return lines.

Compatible Hose: H039.

Pressure: Refer to H039 listing on page 37 when used with 039 'K' Series hose ends and 6203 Series clamps.

Material: AISI/SAE 12L14 carbon steel

Plating: Zinc; yellow dichromate finish

Ordering Information: Order individually by catalog number.

Note: Refer to current price list for availability of cataloged items. Configurations and dimensions subject to change without notice.

Assembly Instructions:

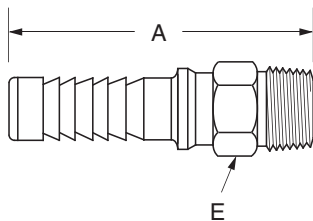
1. Cut hose to length. Be sure the cut is square and hose is clean. Trim sharp exposed wire to prevent injury.
2. Slide clamps onto hose.
3. Push fitting into hose. Be sure the hose is bottomed against the atop ring.
4. Position clamps as shown. Secure with a screwdriver or wrench.

(Used with H039 hose only.) Used with suction hose for suction or return lines. For low pressure applications.

Note: Band-It Clamps may be used in place of worm gear clamps.

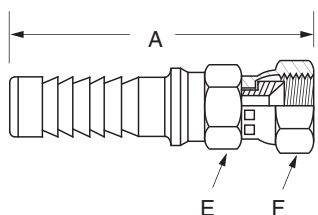
Note: Not intended for SAE 100R4 applications.

Male Pipe Rigid



HOSE I.D.	PIPE SIZE	CATALOG NUMBER	THREAD SIZE	A	HOSE CUT-OFF FACTOR†	HEX E
3/4	3/4	03912K-112	3/4-14	3.61	1.44	1-1/16
1	1	03916K-116	1-11-1/2	3.90	1.69	1-3/8
1-1/4	1-1/4	03920K-120	1-1/4-11-1/2	4.63	2.31	1-11/16

JIC 37° Female Swivel



HOSE I.D.	TUBE SIZE	CATALOG NUMBER	THREAD SIZE	A	HOSE CUT-OFF FACTOR†	HEX E	HEX F
3/4	3/4	03912K-612	1-1/16-12	3.86	1.69	1	1-1/4
1	1	03916K-616	1-5/16-12	4.46	2.25	1-1/4	1-1/2
1-1/4	1-1/4	03920K-620	1-5/8-12	4.92	2.56	1-11/16	2