

# COLLO CRIMP

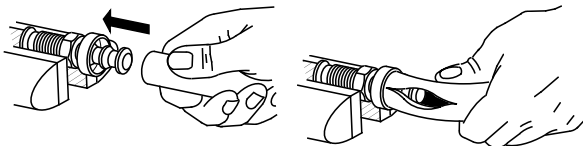
## Field Attachable

### 100 'B' Series

#### Barb-Tite™

†To determine the correct length of hose, subtract the cut-off factor for each end fitting from the overall length of assembly.

#### Hose End 100 'B' Series



⚠ Refer to important safety information found on pages 3 of this catalog.

⚠ **CAUTION:** Sealing integrity may be damaged by the use of clamps.

**Typical Application:** Low pressure shop or service air lines. Often used for low pressure lube and oil lines.

**Compatible Hose:** H100, H101, H201

**Pressure:** Determined by maximum working pressure for hose size. See page 14 for working pressure ratings for hose end configurations.

**Material:** CA360 brass

**Advantages:** Easy to assemble – just push the fitting into the hose. No clamps needed! Low cost and a wide selection of configurations and sizes.

**Ordering Information:** Order individually by catalog number.

#### Assembly Instructions:

1. Lubricate insert.
2. Hold hose at angle as shown and push on and up over first barb.
3. Continue to push straight on until hose is seated under protective plastic cap. (Keep hand back from hose end area so that hose can expand.)

#### Disassembly Instructions:

1. Split hose as shown. Do not cut completely through hose. Sealing edge of barb could be damaged.
2. Bend hose and remove with quick pull.

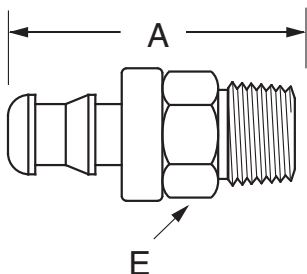
**Note:** Refer to current price list for availability of cataloged items.

Configurations and dimensions subject to change without notice.

**ASSEMBLY EQUIPMENT:** See page 385 for optional Assembly Tools.

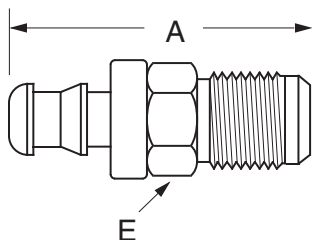
**Label Set:** FS-500

#### Male Pipe Rigid



HOSE I.D.	PIPE SIZE	CATALOG NUMBER	THREAD SIZE	A	HOSE CUT-OFF FACTOR†	HOLE DIA.	HEX E
1/4	1/8	10004B-102	1/8-27	1.29	.65	.172	7/16
1/4	1/4	10004B-104	1/4-18	1.52	.88	.172	9/16
5/16	1/8	10005B-102	1/8-27	1.36	.69	.234	1/2
5/16	1/4	10005B-104	1/4-18	1.57	.87	.234	9/16
3/8	1/8	10006B-102	1/8-27	1.46	.69	.297	1/2
3/8	1/4	10006B-104	1/4-18	1.65	.88	.297	9/16
3/8	3/8	10006B-106	3/8-18	1.65	.88	.297	11/16
1/2	3/8	10008B-106	3/8-18	1.85	.94	.391	11/16
1/2	1/2	10008B-108	1/2-14	2.10	1.19	.391	7/8
5/8	1/2	10010B-108	1/2-14	2.60	1.19	.484	7/8
3/4	3/4	10012B-112	3/4-14	2.66	1.25	.609	1-1/16

#### SAE 45° Flare Male Rigid



HOSE I.D.	TUBE SIZE	CATALOG NUMBER	THREAD SIZE	A	HOSE CUT-OFF FACTOR†	HOLE DIA.	HEX E
1/4	1/4	10004B-304	7/16-20	1.45	.81	.172	7/16
1/4	5/16	10004B-305	1/2-20	1.54	.94	.172	1/2
5/16	5/16	10005B-305	1/2-20	1.60	.94	.220	1/2
3/8	3/8	10006B-306	5/8-18	1.73	1.00	.297	5/8

**Note:** Drawings may differ from actual parts.

# COLLO CRIMP

## Field Attachable

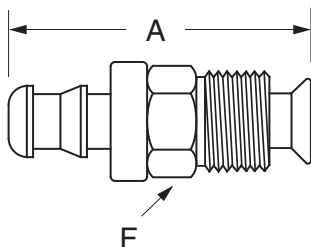
### 100 'B' Series

#### Barb-Tite™

†To determine the correct length of hose, subtract the cut-off factor for each end fitting from the overall length of assembly.

<sup>a</sup> Swivel nuts are universal – both SAE 45° and 37° connections.

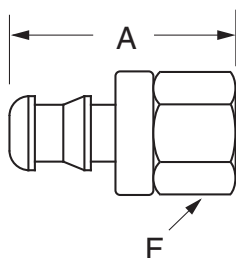
#### Inverted Male Swivel



HOSE I.D.	TUBE SIZE	CATALOG NUMBER	THREAD SIZE	A	HOSE CUT-OFF FACTOR†	HOLE DIA.	HEX F
1/4	3/16	10004B-B03	3/8-24	1.39	1.13	.109	3/8
1/4	1/4	10004B-B04	7/16-24	1.42	1.13	.172	7/16
1/4	5/16	10004B-B05	1/2-20	1.52	1.19	.188	1/2
5/16	1/4	10005B-B04	7/16-24	1.81	1.11	.184	7/16
5/16	5/16	10005B-B05	1/2-20	1.60	.80	.234	1/2
5/16	3/8	10005B-B06	5/8-18	1.60	1.19	.234	5/8
3/8	5/16	10006B-B05	1/2-20	1.64	1.19	.234	1/2
3/8	3/8	10006B-B06	5/8-18	1.70	.97	.297	5/8
1/2	1/2	10008B-B08	3/4-18	2.24	1.25	.391	3/4

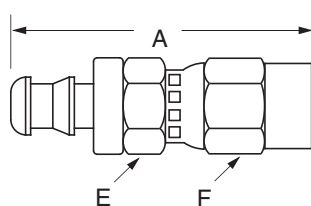
(Steel nut)

#### Female Inverted Rigid



HOSE I.D.	TUBE SIZE	CATALOG NUMBER	THREAD SIZE	A	HOSE CUT-OFF FACTOR†	HOLE DIA.	HEX F
1/4	3/16	10004B-A03	3/8-24	1.12	.48	.172	1/2
1/4	1/4	10004B-A04	7/16-24	1.14	.50	.172	9/16
1/4	5/16	10004B-A05	1/2-20	1.18	.56	.172	5/8
5/16	5/16	10005B-A05	1/2-20	1.25	.56	.220	5/8
3/8	5/16	10006B-A05	1/2-20	1.32	.55	.297	5/8
3/8	3/8	10006B-A06	5/8-18	1.35	.63	.297	3/4
1/2	1/2	10008B-A08	3/4-18	1.73	.75	.391	7/8

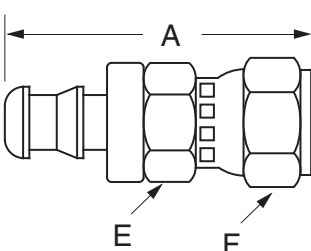
#### Female Pipe Swivel



HOSE I.D.	PIPE SIZE	CATALOG NUMBER	THREAD SIZE	A	HOSE CUT-OFF FACTOR†	HOLE DIA.	HEX E	HEX F
1/4	1/4	10004B-254	1/4-18	2.42	1.81	.172	3/4	5/8
3/8	3/8	10006B-256	3/8-18	2.77	2.00	.297	7/8	11/16
1/2	1/2	10008B-258	1/2-14	3.29	2.38	.391	1-1/8	7/8

#### JIC 37° Female Swivel

(Refer to Footnotes)



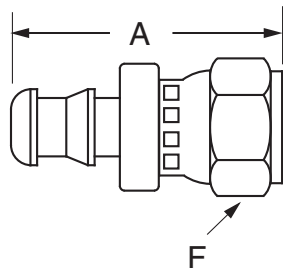
HOSE I.D.	TUBE SIZE	CATALOG NUMBER	THREAD SIZE	A	HOSE CUT-OFF FACTOR†	HOLE DIA.	HEX F
1/4	1/4	10004B-604 <sup>a</sup>	7/16-20	1.38	.74	.172	9/16
1/4	5/16	10004B-605 <sup>a</sup>	1/2-20	1.42	.81	.172	5/8
5/16	5/16	10005B-605 <sup>a</sup>	1/2-20	1.54	.83	.234	11/16
3/8	5/16	10006B-605 <sup>a</sup>	1/2-20	1.60	.88	.297	11/16
3/8	3/8	10006B-606	9/16-18	1.66	.88	.297	11/16
1/2	1/2	10008B-608 <sup>a</sup>	3/4-16	2.06	1.06	.391	7/8
5/8	5/8	10010B-610 <sup>a</sup>	7/8-14	2.67	1.19	.484	1
3/4	5/8	10012B-610 <sup>a</sup>	7/8-14	2.69	1.25	.511	1
3/4	3/4	10012B-612	1-1/16-12	2.69	1.19	.609	1-1/4

**Note:** Drawings may differ from actual parts.

## Field Attachable 100 'B' Series Barb-Tite™

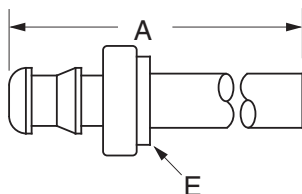
†To determine the correct length of hose, subtract the cut-off factor for each end fitting from the overall length of assembly.

### SAE 45° Flare Female Swivel



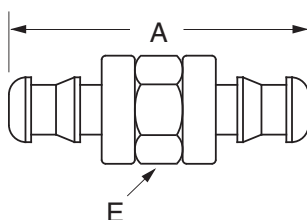
HOSE I.D.	TUBE SIZE	CATALOG NUMBER	THREAD SIZE	A	HOSE CUT-OFF FACTOR†	HOLE DIA.	HEX F
3/8	3/8	10006B-406	5/8-18	1.73	.88	.297	3/4
3/4	3/4	10012B-412	1-1/16-14	2.66	1.25	.609	1-1/4

### Straight Tube Rigid



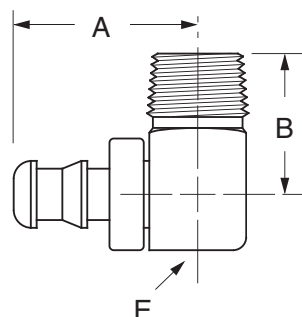
HOSE I.D.	TUBE SIZE	CATALOG NUMBER	TUBE DIA.	A	HOSE CUT-OFF FACTOR†	HOLE DIA.	DIA. E
1/4	3/16	10004B-X03	.188	1.77	1.13	.172	13/32
1/4	1/4	10004B-X04	.250	1.83	1.19	.172	13/32
1/4	5/16	10004B-X05	.312	1.85	1.25	.172	13/32
5/16	5/16	10005B-X05	.312	1.91	1.25	.228	7/16
3/8	3/8	10006B-X06	.375	2.04	1.27	.297	1/2

### Hose Mender



HOSE I.D.	CATALOG NUMBER	A	HOSE CUT-OFF FACTOR†	HOLE DIA.	HEX E
1/4	10004B-Y04	1.76	.50	.172	1/2
5/16	10005B-Y05	1.85	.44	.234	9/16
3/8	10006B-Y06	1.97	.44	.297	5/8
1/2	10008B-Y08	2.33	.50	.391	3/4

### Male Pipe Rigid 90° Elbow



HOSE I.D.	PIPE SIZE	CATALOG NUMBER	THREAD SIZE	A	B	HOSE CUT-OFF FACTOR†	HOLE DIA.	SQUARE E
5/16	1/8	10005B-C02	1/8-27	1.02	.94	.31	.228	1/2
5/16	1/4	10005B-C04	1/4-18	1.09	.94	.38	.228	9/16
3/8	1/8	10006B-C02	1/8-27	1.08	.94	.38	.297	1/2
3/8	1/4	10006B-C04	1/4-18	1.15	.94	.38	.297	9/16

**Note:** Drawings may differ from actual parts.