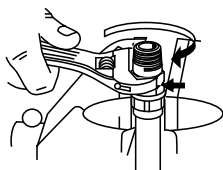
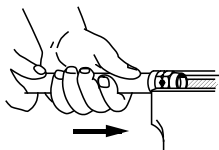


Field Attachable 009 'B' Series

Hose End 009 'B' Series



Refer to important safety information on page 3.

Typical Application: Low pressure air, lube and oil lines.

Compatible Hose: H009

Pressure: Determined by maximum working pressure for hose size. See page 14 for working pressure ratings for hose end configurations.

Material: CA360 brass

Advantages: Reusable and easy to assemble. An excellent fitting where low pressure applications exist and a clamp may get in the way. Good selection of configurations at a reasonable cost.

Ordering Information: Order individually by catalog number.

Assembly Instructions:

1. Lubricate insert threads and I.D. of hose.
2. Push hose into socket until it bottoms.
3. Screw insert into socket until insert hex touches socket. When assembling swivel ends, leave 1/32" clearance between swivel nut and socket.

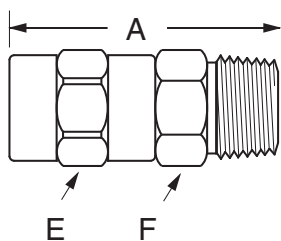
Note: Refer to current price list for availability of cataloged items. Configurations and dimensions subject to change without notice.

Label Set: FS-400

†To determine the correct length of hose, subtract the cut-off factor for each end fitting from the overall length of assembly.

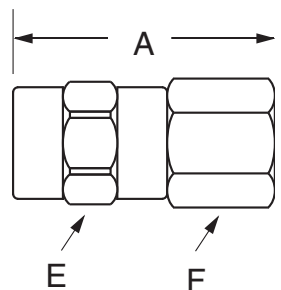
^a Swivel nuts are universal – both SAE 37° and 45° connections.

Male Pipe Rigid



HOSE I.D.	PIPE SIZE	CATALOG NUMBER	THREAD SIZE	A	HOSE CUT-OFF FACTOR†	HOLE DIA.	HEX E	HEX F
1/4	1/8	00904B-102	1/8-27	1.20	.75	.172	5/8	7/16
1/4	1/4	00904B-104	1/4-18	1.39	.94	.172	5/8	9/16

JIC 37° Female Swivel (Refer to Footnotes)



HOSE I.D.	TUBE SIZE	CATALOG NUMBER	THREAD SIZE	A	HOSE CUT-OFF FACTOR†	HOLE DIA.	HEX E	HEX F
1/4	1/4	00904B-604 ^a	7/16-20	1.31	.81	.172	5/8	9/16