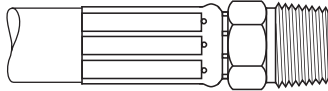


COLLOCRIMP® 336 'E' Series

†To determine the correct length of hose, subtract the cut-off factor for each end fitting from the overall length of assembly.

Hose End 336 'E' Series



Refer to pages 31-66 or the Weatherhead Hose End and Tool Selector Chart for Qualified Sizes.

Refer to important safety information on page 3.

Typical Application: General purpose high-pressure hydraulics. Use H335 non-conductive hose where shock hazards exist.

Compatible Hose: H335; H336

Pressure: Determined by maximum working pressure for hose size and hose end configuration whichever is less. See page 14 for working pressure ratings for hose end configurations.

Material: Low Carbon Steel

Plating: Zinc; yellow dichromate finish

Advantages: Wide selection of hose and end configurations allowing for a diverse number of applications where hose compatibility is a problem.

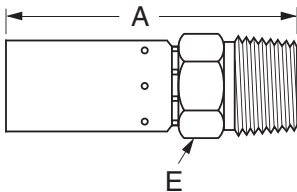
Assemble With: T-400-1, T-410-1, T-420-1, T-440-1, T-460, T-462, T-465, T-480.

Ordering Information: Order individually by catalog number.

Note: Refer to current price list for availability of cataloged items. Configurations and dimensions subject to change without notice.

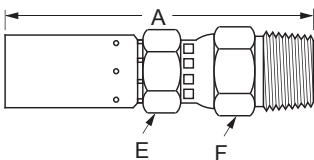
Label Set: FS-3500

Male Pipe Rigid



HOSE I.D.	PIPE SIZE	CATALOG NUMBER	THREAD SIZE	A	HOSE CUT-OFF FACTOR†	HOLE DIA.	HEX E
3/16	1/8	33603E-102	1/8-27	1.88	1.06	.11	9/16
3/16	1/4	33603E-104	1/4-18	2.06	1.25	.11	11/16
1/4	1/8	33604E-102	1/8-27	2.13	1.06	.16	5/8
1/4	1/4	33604E-104	1/4-18	2.31	1.25	.16	11/16
1/4	3/8	33604E-106	3/8-18	2.40	1.31	.16	3/4
3/8	1/4	33606E-104	1/4-18	2.59	1.15	.28	3/4
3/8	3/8	33606E-106	3/8-18	2.59	1.15	.28	3/4
3/8	1/2	33606E-108	1/2-14	2.84	1.41	.28	15/16
1/2	3/8	33608E-106	3/8-18	2.78	1.13	.39	7/8
1/2	1/2	33608E-108	1/2-14	3.03	1.38	.39	15/16
3/4	3/4	33612E-112	3/4-14	3.22	1.38	.63	1-1/8
1	1	33616E-116	1-11-1/2	3.97	1.62	.81	1-3/8

Male Pipe Swivel



HOSE I.D.	PIPE SIZE	CATALOG NUMBER	THREAD SIZE	A	HOSE CUT-OFF FACTOR†	HOLE DIA.	HEX E	HEX F
3/16	1/4	33603E-J04	1/4-18	2.64	1.84	.11	5/8	11/16
1/4	1/4	33604E-J04	1/4-18	2.87	1.79	.16	5/8	11/16
3/8	3/8	33606E-J06	3/8-18	3.15	1.72	.28	3/4	3/4
3/8	1/2	33606E-J08	1/2-14	3.31	1.88	.28	3/4	7/8
1/2	1/2	33608E-J08	1/2-14	3.61	1.97	.39	7/8	15/16

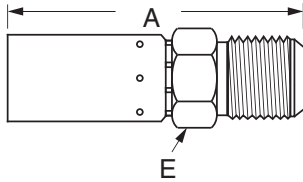
Note: Swivel for installation purposes (Not for temperatures above 212°F)

COLLOCRIMP®

336 'E' Series

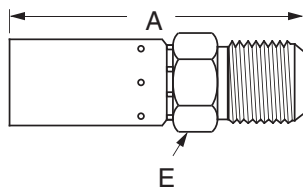
†To determine the correct length of hose, subtract the cut-off factor for each end fitting from the overall length of assembly.

JIC 37° Male Rigid



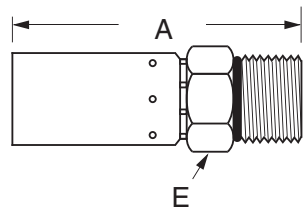
HOSE I.D.	TUBE SIZE	CATALOG NUMBER	THREAD SIZE	A	HOSE CUT-OFF FACTOR†	HOLE DIA.	HEX E
3/16	1/4	33603E-504	7/16-20	2.05	1.25	.11	9/16
1/4	1/4	33604E-504	7/16-20	2.30	1.22	.16	5/8
1/4	5/16	33604E-505	1/2-20	2.30	1.23	.16	5/8
3/8	3/8	33606E-506	9/16-18	2.59	1.13	.28	3/4
3/8	1/2	33606E-508	3/4-16	2.69	1.25	.28	13/16
1/2	1/2	33608E-508	3/4-16	2.88	1.25	.39	7/8
1/2	5/8	33608E-510	7/8-14	3.10	1.42	.39	15/16
1/2	3/4	33608E-512	1-1/16-12	3.15	1.52	.39	1-1/8
3/4	3/4	33612E-512	1-1/16-12	3.32	1.52	.61	1-1/8

SAE 45° Flare Male Rigid



HOSE I.D.	TUBE SIZE	CATALOG NUMBER	THREAD SIZE	A	HOSE CUT-OFF FACTOR†	HOLE DIA.	HEX E
3/16	1/4	33603E-304	7/16-20	2.00	1.19	.11	9/16
3/8	3/8	33606E-306	5/8-18	2.65	1.19	.28	3/4
1/2	1/2	33608E-308	3/4-16	3.03	1.31	.39	7/8

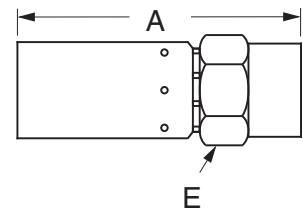
Male Straight Thread O-Ring Rigid



HOSE I.D.	PORT SIZE	CATALOG NUMBER	THREAD SIZE	A	HOSE CUT-OFF FACTOR†	HOLE DIA.	HEX E
3/16	1/4	33603E-P04	7/16-20	1.86	1.06	.11	9/16
1/4	5/16	33604E-P05	1/2-20	2.11	1.03	.16	5/8
1/4	3/8	33604E-P06	9/16-18	2.14	1.06	.16	11/16
3/8	3/8	33606E-P06	9/16-18	2.42	1.00	.28	3/4
3/8	1/2	33606E-P08	3/4-16	2.47	1.03	.28	7/8
1/2	1/2	33608E-P08	3/4-16	2.78	1.03	.39	15/16
1/2	5/8	33608E-P10	7/8-14	2.84	1.16	.39	1-1/16

(Includes O-Ring)

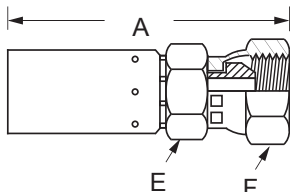
Female Pipe Rigid



HOSE I.D.	PIPE SIZE	CATALOG NUMBER	THREAD SIZE	A	HOSE CUT-OFF FACTOR†	HOLE DIA.	HEX E
1/4	1/4	33604E-204	1/4-18	2.34	1.25	.16	3/4
1/2	1/2	33608E-208	1/2-14	3.03	1.31	.39	1-1/16

†To determine the correct length of hose, subtract the cut-off factor for each end fitting from the overall length of assembly.
^a Swivel nuts are universal – both SAE 37° and 45° connections.

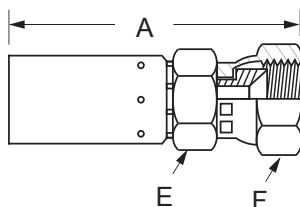
Female Straight Pipe Swivel



HOSE I.D.	PIPE SIZE	CATALOG NUMBER	THREAD SIZE	A	HOSE CUT-OFF FACTOR†	HOLE DIA.	HEX E	HEX F
1/4	1/4	33604E-054	1/4-18	2.38	1.31	.16	5/8	3/4
3/8	3/8	33606E-056	3/8-18	2.66	1.22	.28	3/4	7/8
1/2	1/2	33608E-058	1/2-14	3.06	1.38	.39	1	1
3/4	3/4	33612E-062	3/4-14	3.43	1.62	.63	1-1/8	1-1/8

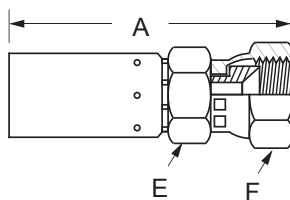
Note: For use with male pipe fittings with internal seat.

JIC 37° Female Swivel
(Exceptions Noted, Refer to Footnotes)



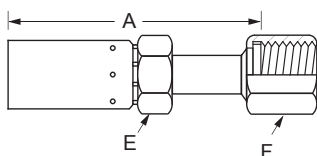
HOSE I.D.	TUBE SIZE	CATALOG NUMBER	THREAD SIZE	A	HOSE CUT-OFF FACTOR†	HOLE DIA.	HEX E	HEX F
3/16	1/4	33603E-604 ^a	7/16-20	2.16	1.38	.11	9/16	5/8
3/16	5/16	33603E-605 ^a	1/2-20	2.16	1.38	.11	9/16	3/4
1/4	1/4	33604E-604 ^a	7/16-20	2.53	1.44	.16	5/8	5/8
1/4	5/16	33604E-605 ^a	1/2-20	2.53	1.44	.16	5/8	3/4
1/4	3/8	33604E-606	9/16-18	2.53	1.44	.16	5/8	3/4
3/8	3/8	33606E-606	9/16-18	2.81	1.38	.28	3/4	3/4
3/8	1/2	33606E-608 ^a	3/4-16	2.81	1.38	.28	3/4	15/16
1/2	1/2	33608E-608 ^a	3/4-16	3.16	1.63	.39	7/8	15/16
1/2	5/8	33608E-610 ^a	7/8-14	3.16	1.63	.39	7/8	1-1/16
3/4	3/4	33612E-612	1-1/16-12	3.44	1.63	.63	1-1/8	1-1/4
1	1	33616E-616	1-5/16-12	4.06	1.75	.81	1-3/8	1-1/2

SAE 45° Female Swivel



HOSE I.D.	TUBE SIZE	CATALOG NUMBER	THREAD SIZE	A	HOSE CUT-OFF FACTOR†	HOLE DIA.	HEX E	HEX F
1/4	3/8	33604E-406	5/8-18	2.53	1.44	.16	5/8	13/16
3/8	3/8	33606E-406	5/8-18	2.81	1.38	.28	3/4	13/16

Female FOR-SEAL® Swivel Straight



HOSE I.D.	TUBE SIZE	CATALOG NUMBER	THREAD SIZE	A	HOSE CUT-OFF FACTOR†	HOLE DIA.	HEX E	HEX F
1/4	1/4	33604E-S64	9/16-18	2.60	1.52	.16	5/8	11/16
3/8	3/8	33606E-S66	11/16-16	2.92	1.61	.21	3/4	13/16
1/2	1/2	33608E-S68	13/16-16	3.29	1.72	.38	7/8	15/16
3/4	3/4	33612E-S72	1-3/16-12	3.71	1.95	.61	1-1/8	1-3/8
1	1	33616E-S76	1-7/16-12	4.36	2.11	.81	1-3/8	1-5/8

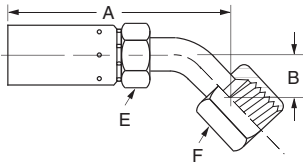
COLLOCRIMP® 336 'E' Series

†To determine the correct length of hose, subtract the cut-off factor for each end fitting from the overall length of assembly.

^a Swivel nuts are universal – both SAE 37° and 45° connections.

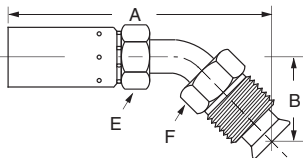
JIC 37° Female Swivel 45° Tube Elbow

(Exceptions Noted, Refer to
Footnotes)



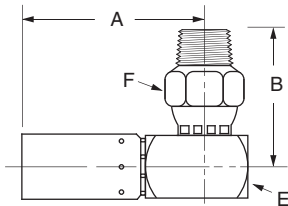
HOSE I.D.	TUBE SIZE	CATALOG NUMBER	THREAD SIZE	A	B	HOSE CUT-OFF FACTOR†	HOLE DIA.	HEX E	HEX F
3/16	1/4	33603E-684 ^a	7/16-20	2.30	.47	1.50	.11	9/16	9/16
1/4	5/16	33604E-685 ^a	1/2-20	2.65	.53	1.56	.16	5/8	5/8
3/8	3/8	33606E-686	9/16-18	2.92	.59	1.48	.28	3/4	11/16
3/8	1/2	33606E-688 ^a	3/4-16	3.10	.71	1.66	.28	3/4	7/8
1/2	1/2	33608E-688 ^a	3/4-16	3.28	.71	1.66	.39	7/8	7/8
1/2	5/8	33608E-690 ^a	7/8-14	3.52	.84	1.84	.39	7/8	1
3/4	3/4	33612E-692	1-1/16-12	4.33	1.12	2.44	.62	1-1/8	1-1/4

Inverted Male Swivel 45° Tube Elbow



HOSE I.D.	TUBE SIZE	CATALOG NUMBER	THREAD SIZE	A	B	HOSE CUT-OFF FACTOR†	HOLE DIA.	HEX E	HEX F
3/8	3/8	33606E-B46	5/8-18	3.30	.97	1.88	.28	3/4	5/8

Male Pipe Swivel 90° Elbow

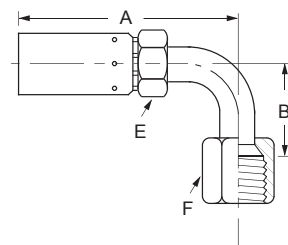


HOSE I.D.	TUBE SIZE	CATALOG NUMBER	THREAD SIZE	A	B	HOSE CUT-OFF FACTOR†	HOLE DIA.	HEX E	HEX F
3/8	3/8	33606E-M06	3/8-18	2.19	1.64	.88	.28	.81	3/4
1/2	1/2	33608E-M08	1/2-14	2.48	1.95	.94	.39	1	15/16

Note: Swivel for installation purposes only.
(Not for temperatures above 212°F)

JIC 37° Female Swivel 90° Tube Elbow

(Exceptions Noted, Refer to
Footnotes)

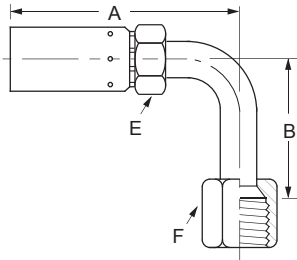


HOSE I.D.	TUBE SIZE	CATALOG NUMBER	THREAD SIZE	A	B	HOSE CUT-OFF FACTOR†	HOLE DIA.	HEX E	HEX F
1/4	1/4	33604E-664 ^a	7/16-20	2.28	.88	1.31	.16	5/8	9/16
1/4	5/16	33604E-665 ^a	1/2-20	2.38	1.00	1.31	.16	5/8	5/8
3/8	3/8	33606E-666	9/16-18	2.63	1.13	1.19	.28	3/4	11/16
3/8	1/2	33606E-668 ^a	3/4-16	2.75	1.38	1.31	.28	3/4	7/8
1/2	1/2	33608E-668 ^a	3/4-16	2.94	1.38	1.31	.39	7/8	7/8
1/2	5/8	33608E-670 ^a	7/8-14	3.06	1.63	1.44	.39	7/8	1
3/4	5/8	33612E-670 ^a	7/8-14	3.38	1.63	1.56	.50	1-1/8	1
3/4	3/4	33612E-672	1-1/16-12	3.88	2.31	2.06	.62	1-1/8	1-1/4
1	1	33616E-676	1-5/16-12	4.75	2.50	2.31	.58	1-3/8	1-1/2

†To determine the correct length of hose, subtract the cut-off factor for each end fitting from the overall length of assembly.

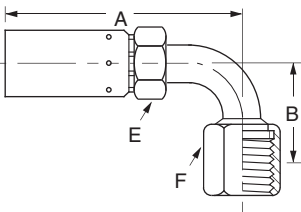
^a Swivel nuts are universal – both SAE 37° and 45° connections.

JIC 37° Female Swivel Long Drop 90° Tube Elbow
(Exceptions Noted, Refer to Footnotes)



HOSE I.D.	TUBE SIZE	CATALOG NUMBER	THREAD SIZE	A	B	HOSE CUT-OFF FACTOR†	HOLE DIA.	HEX E	HEX F
1/4	5/16	33604E-645 ^a	1/2-20	2.38	1.77	1.30	.16	5/8	5/8
3/8	3/8	33606E-646	9/16-18	2.63	2.18	1.19	.28	3/4	11/16
3/8	1/2	33606E-648 ^a	3/4-16	2.75	2.43	1.31	.28	3/4	7/8
1/2	5/8	33608E-650 ^a	7/8-14	3.06	2.57	1.44	.39	7/8	1
3/4	3/4	33612E-652	1-1/16-12	3.88	3.73	2.06	.62	1-1/8	1-1/4

Female FOR-SEAL® Swivel Short Drop 90° Elbow



HOSE I.D.	TUBE SIZE	CATALOG NUMBER	THREAD SIZE	A	B	HOSE CUT-OFF FACTOR†	HOLE DIA.	HEX E	HEX F
1/4	1/4	33604E-A24	9/16-18	2.31	.78	1.23	.16	5/8	11/16
3/8	3/8	33606E-A26	11/16-16	2.74	.90	1.43	.28	3/4	13/16
1/2	1/2	33608E-A28	13/16-16	3.04	1.15	1.48	.39	7/8	15/16
3/4	3/4	33612E-A32	1-3/16-12	3.78	1.88	2.02	.63	1-1/8	1-3/8