

Equipment

Power Steering Make-Up Information

H32406 • Passenger Car Power Steering Hose



The Coll-O-Crimp System may be used to supplement the original equipment-type power steering hose assembly inventory by using hose ends listed below and tubing (from the old hose assembly) to duplicate out-of-stock or slow moving hose assemblies.

Reinforcement: 2 Fiber Braids

Temp. Range: -40°F to +250°F

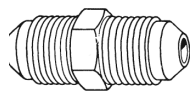
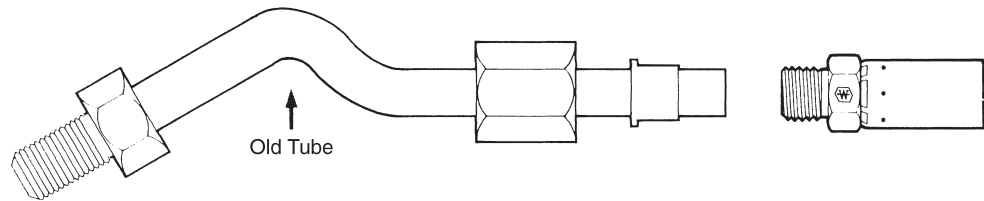
Cubical Expansion: 8 to 17 cc ft. @ 1300 PSI

SAE J188 Type 2

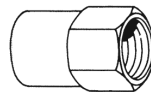
HOSE I.D.	HOSE O.D.	CATALOG NUMBER	RECOM. OPER. PRESS.	MIN. BURST PRESS.	BEND RADII
3/8	13/16	H32406	1500	6000	3-1/8

All dimensions in inches; pressure in PSI.

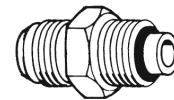
On many of the late model cars the formed tubing from the old line with its complicated bends can be utilized to make up a new assembly. Just use a tube cutter to cut the old tube as close to the hose as possible, then make up a hose assembly with a flareless tube end (i.e., 06U-756) and attach to the old tubing. Reference flareless tube assembly instructions on page 296-298.



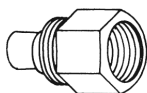
42x6
SAE 45° Flare Union



252x6, 252x7
Inverted Flare to Female Pipe



1439, 1440, 41157x6
O-Ring Port to JIC 37° Flare
M41157x6x14, M41157x6x16, M41157x6x18
Metric O-Ring Port to JIC 37° Flare



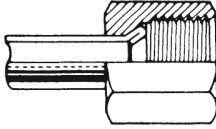
1444, 1445, 1446, 1447
O-Ring Port to Female Inverted Flare



1553, 1554, 1563
Inverted Flare to SAE 45° Flare

Equipment

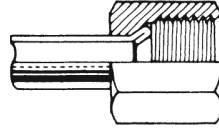
Power Steering Make-Up Information



Original End

1/4" SAE Swivel 7/16-20

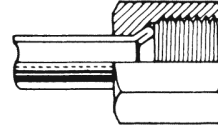
CONFIGURATION	USE CATALOG NO.
Straight	06U-604
45° Elbow	06U-684
90° Elbow (Short)	06U-664
90° Elbow (Long)	06U-644
Reuse old tube	06U-754



Original End

5/16" SAE Swivel 1/2-20

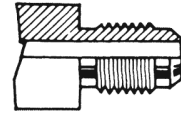
CONFIGURATION	USE CATALOG NO.
Reuse old tube	06U-755



Original End

3/8" SAE Swivel 5/8-18

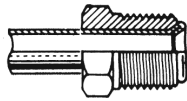
CONFIGURATION	USE CATALOG NO.
Straight	06U-406
45° Elbow	06U-486
90° Elbow	06U-446
Reuse old tube	06U-756



Original End

3/8" SAE 45° Rigid 5/8-18

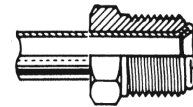
CONFIGURATION	USE CATALOG NO.
Straight	06U-406 with 42x6
45° Elbow	06U-486 with 42x6
90° Elbow	06U-446 with 42x6
Reuse old tube	06U-756



Original End

1/4" Inv. Swivel 7/16-24

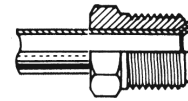
CONFIGURATION	USE CATALOG NO.
Straight	06U-B04
45° Elbow	06U-B44
90° Elbow	06U-B64
Reuse old tube	06U-754



Original End

5/16" Inv. Swivel 1/2-20

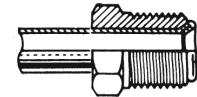
CONFIGURATION	USE CATALOG NO.
Straight	06U-B05 or 06U-406 with 1553
45° Elbow	06U-B45 or 06U-486 with 1553
90° Elbow	06U-B65 or 06U-446 with 1553
Reuse old tube	06U-755



Original End

3/8" Inv. Swivel 5/8-18

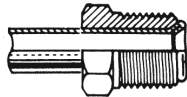
CONFIGURATION	USE CATALOG NO.
Straight	06U-B06 or 06U-406 with 1563
45° Elbow	06U-B46 or 06U-486 with 1563
90° Elbow	06U-B66 or 06U-446 with 1563
Reuse old tube	06U-756



Original End

1/4" Inv. Swivel 7/16-24

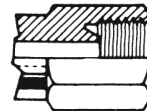
CONFIGURATION	USE CATALOG NO.
Straight	06U-B04
45° Elbow	06U-B44
90° Elbow	06U-B64
Reuse old tube	06U-754



Original End

7/16" Inv. Swivel with 3/89 Tube Opening
11/16-18

CONFIGURATION	USE CATALOG NO.
Straight	06U-B07 or 06U-406 with 1554
45° Elbow	06U-B47 or 06U-486 with 1554
90° Elbow	06U-B67 or 06U-446 with 1554
Reuse old tube	06U-756
New tubing/nut	105x6x7



Original End

3/8" Inv. Seat 5/8-18

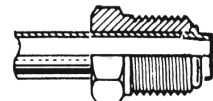
CONFIGURATION	USE CATALOG NO.
Straight	06U-104 with 252x6



Original End

7/16" Inv. Seat 11/16-18

CONFIGURATION	USE CATALOG NO.
Straight	06U-104 with 252x7



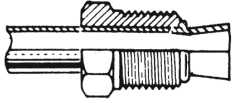
Original End

0-Ring Tube End 3/8" Tube – 5/8-18

CONFIGURATION	USE CATALOG NO.
Straight	06U-606 with 41157x6
45° Elbow	06U-686 with 41157x6
90° Elbow	06U-666 with 41157x6
Reuse old tube	06U-756

Equipment

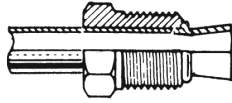
Power Steering Make-Up Information



Original End

O-Ring Tube End (Chrysler) 5/16" Swivel 1/2-20

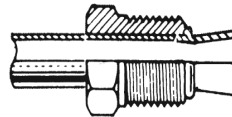
CONFIGURATION	USE CATALOG NO.
Reuse old tube	06U-755



Original End

O-Ring Tube End (Ford) 1/4" Tube -9/16-18 (Special)

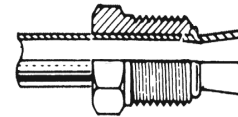
CONFIGURATION	USE CATALOG NO.
Straight	06U-604 with 1440
45° Elbow	06U-684 with 1440
90° Elbow	06U-664 with 1440
Reuse old tube	06U-755



Original End

O-Ring Tube End 3/8" Tube - 5/8-18 (Special)

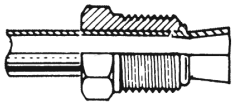
CONFIGURATION	USE CATALOG NO.
Straight	06U-606 with 1439
45° Elbow	06U-686 with 1439
90° Elbow	06U-666 with 1439
Reuse old tube	06U-756



Original End

O-Ring Tube End (Ford) 7/16" Tube - 11/16-18 (Special)

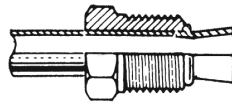
CONFIGURATION	USE CATALOG NO.
Straight	06U-B06 with 1444
45° Elbow	06U-B46 with 1444
90° Elbow	06U-B66 with 1444
Reuse old tube	06U-756



Original End

O-Ring Tube End 3/8" Tube - M14x1.5

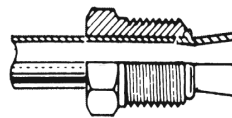
CONFIGURATION	USE CATALOG NO.
Straight	06U-B06 with 1445
45° Elbow	06U-B46 with 1445
90° Elbow	06U-B66 with 1445
Reuse old tube	06U-756



Original End

O-Ring Tube End 3/8" Tube - M16x1.5

CONFIGURATION	USE CATALOG NO.
Straight	06U-B06 with 1446
45° Elbow	06U-B46 with 1446
90° Elbow	06U-B66 with 1446
Reuse old tube	06U-756



Original End

O-Ring Tube End 3/8" Tube - M18x1.5

CONFIGURATION	USE CATALOG NO.
Straight	06U-B06 with 1447
45° Elbow	06U-B46 with 1447
90° Elbow	06U-B66 with 1447
Reuse old tube	06U-756