

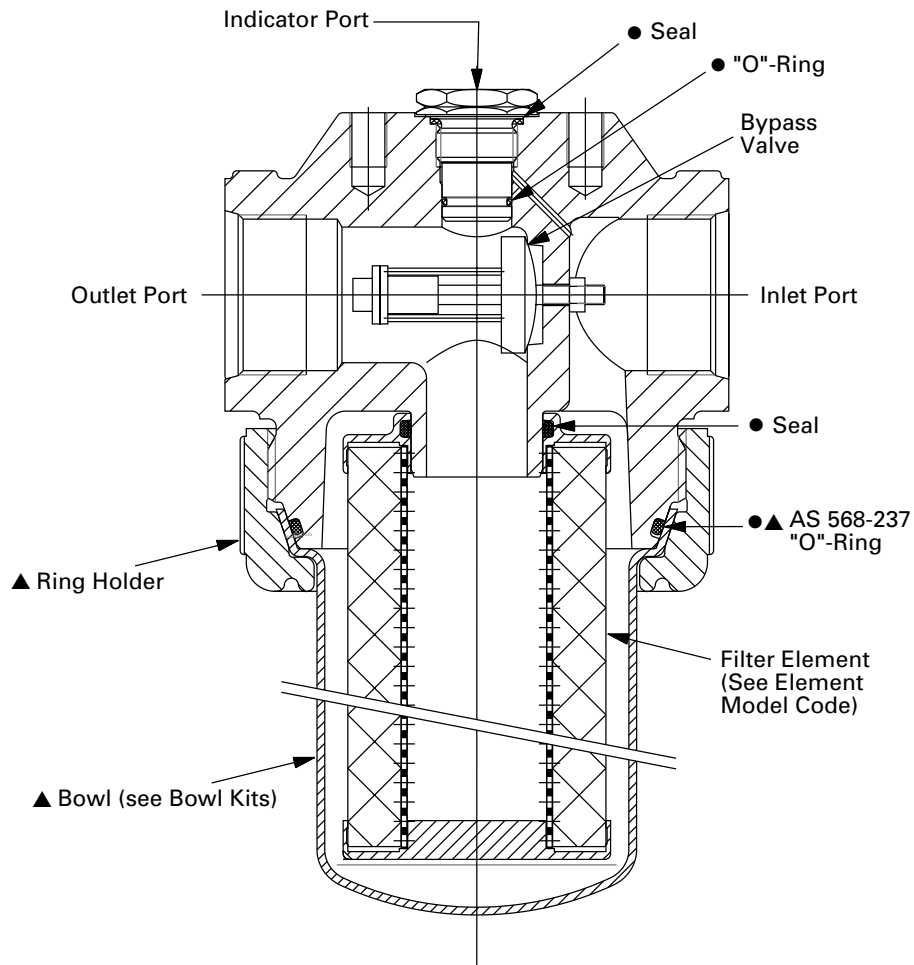


# Vickers

## HV3R Series High Performance Low Pressure Filter

Flows to 280 L/min (75 USgpm) 50 bar (725 psi)

Service Data



● Included in Seal Kits

### SEAL KIT PRODUCT NUMBERS

3039690 Buna

3039691 Viton\*

\* Viton is a registered trademark  
of E.I. DuPont

▲ Included in Bowl Kits

### BOWL KIT PRODUCT NUMBERS

3039664 Buna 4.5"

3039676 Viton 4.5"

3039665 Buna 6.8"

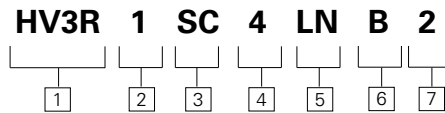
3039677 Viton 6.8"

3039666 Buna 14"

3039678 Viton 14"

# Model Code

## Housing Assembly



**1 Filter Series**

**HV3R**

**2 Element Collapse Rating**

- 1 - 250 PSI Low Collapse
- 4 - 3000 PSI High Collapse

**3 Port options**

- BC** - G 1-1/4 to ISO 228
- SC** - 1.625 - 12UN SAE-20 str. Thd. (1 1/4" tube)

**4 Valve options**

- 1 - Non-Bypass
- 3 - Bypass set at 25 PSI cracking pressure
- 4 - Bypass set at 43 PSI cracking pressure

**5 Indicator options**

**First Designator - Indicator Type**

**J** - No Indicator (plug)

**Second Designator - Electrical Receptical**

**N** - No Connector - use with visual indicators and "J"

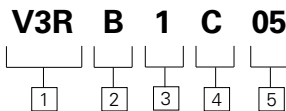
**6 Seal material**

- B** - Buna-N
- V** - Viton-A

**7 Element length**

Element length	Assembly length
mm (in)	mm (in)
1 - 114 (4.5)	207 (8.15)
2 - 173 (6.8)	266 (10.47)
4 - 356 (14)	447 (17.6)

## Element



**1 Filter element**

**V3R** - For use with HV3R series housings

**2 Seal material**

- B** - Buna-N
- V** - Viton-A

**3 Element length**

- 1 - 114 (4.5)
- 2 - 173 (6.8)
- 4 - 356 (14)

**4 Element construction**

- C** - C-Pak (grade 3, 5, 10, 20)
- H** - H-Pak (grade 3, 5, 10)

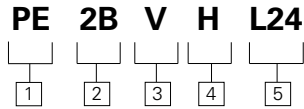
**5 Fluid cleanliness ratings**

Code	Target fluid cleanliness level
<b>03</b>	16/ <b>14/12</b> or better
<b>05</b>	18/ <b>16/14</b> or better
<b>10</b>	20/ <b>18/15</b> or better
<b>20</b>	22/ <b>19/16</b> or better

*The table assumes limited ingestion/single pass of pump flow through element. For detailed assistance, see "The Vickers Guide to Systemic Contamination Control" or contact your local Eaton representative.*

# Model Code

## Indicator



**1 Indicator type and pressure rating**

**PV** - visual 210 bar (3000psi)  
**PE** - electrical 210 bar (3000psi)

**2 Pressure setting**

**1B** - 1 bar (15PSID)  
**2B** - 2 bar (30PSID)  
**5B** - 5 bar (75PSID)

**3 Seal material**

**V** - Viton-A

**4 Connector**

**B** - Brad Harrison 5 Pin  
**H** - Hirshman  
**N** - None  
 (use with PV indicators)

**5 Light option**

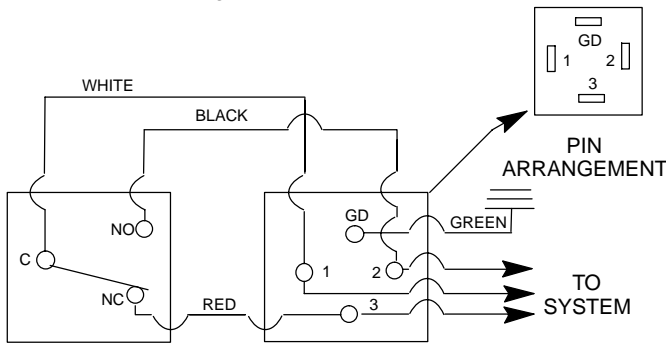
**L24** - 24 Volt Light  
**L115** - 115 Volt Light  
**L230** - 230 Volt Light  
 (use with Hirshman Connectors only)

## Schematic Wiring Diagram

### Indicator Switch

**Note**

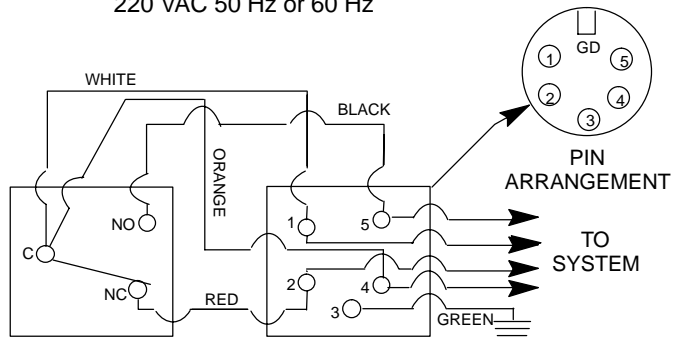
When fitting indicator, torque to 41-47 Nm.



Hirschmann (DIN 43650 Type AM) Receptacle

### Electrical

Switch: SPDT  
 Rating: 7 amps, resistive  
 4 amps, inductive  
 2 amps, lamp load  
 @28 VDC, 115 VAC 60 Hz &  
 220 VAC 50 Hz or 60 Hz



Brad Harrison (41512) Receptacle

**Eaton**  
 14615 Lone Oak Road  
 Eden Prairie, MN 55344  
 USA  
 Tel: 952 937-9800  
 Fax: 952 974-7722  
 www.hydraulics.eaton.com

**Eaton**  
 20 Rosamond Road  
 Footscray  
 Victoria 3011  
 Australia  
 Tel: (61) 3 9319 8222  
 Fax: (61) 3 9318 5714

**Eaton**  
 46 New Lane, Havant  
 Hampshire P09 2NB  
 England  
 Tel: (44) 23 92 486 451  
 Fax: (44) 23 92 487 110

